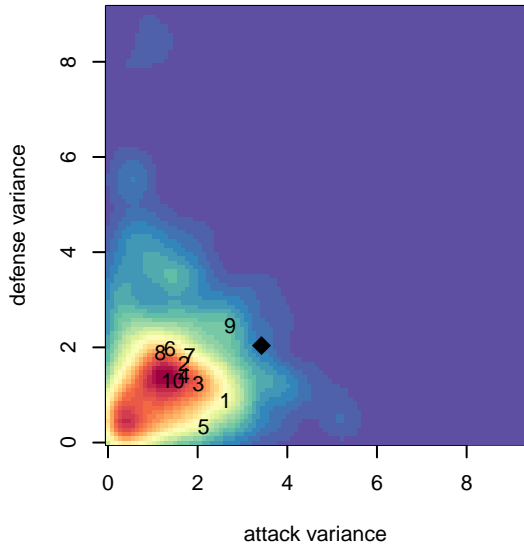
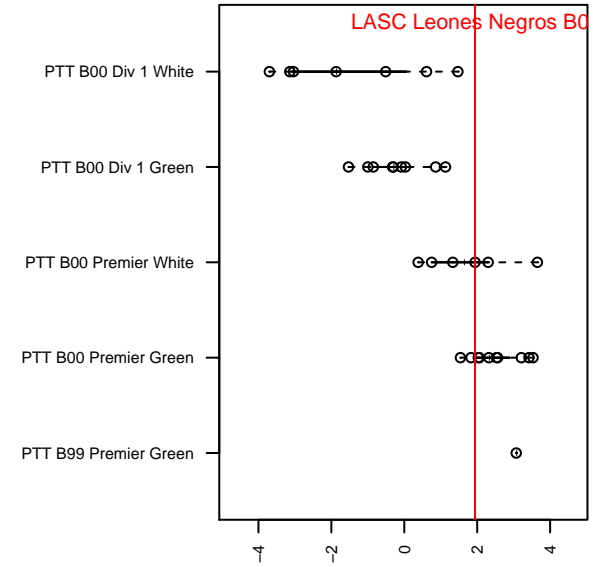
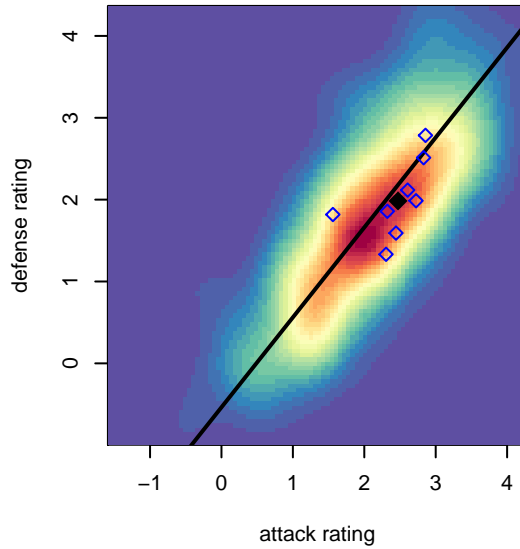


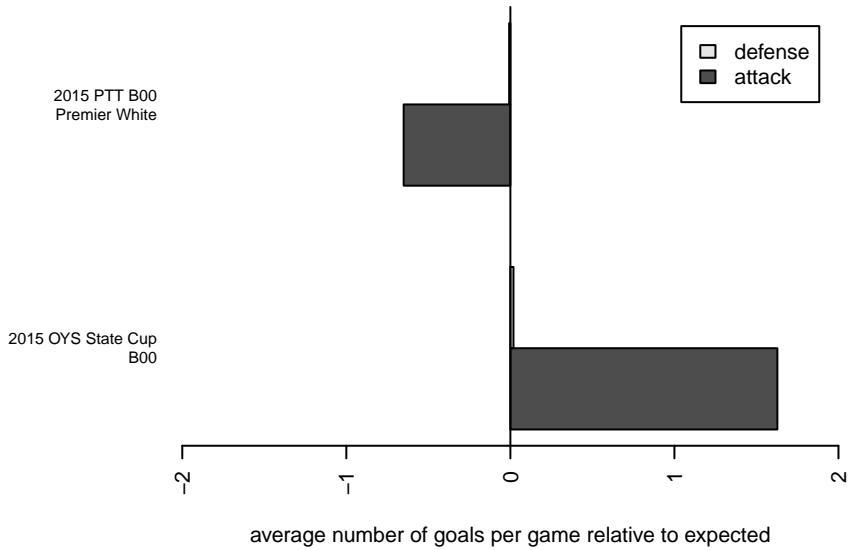
**attack and defense variance (black dot)
relative to other teams
and top 10 in region**



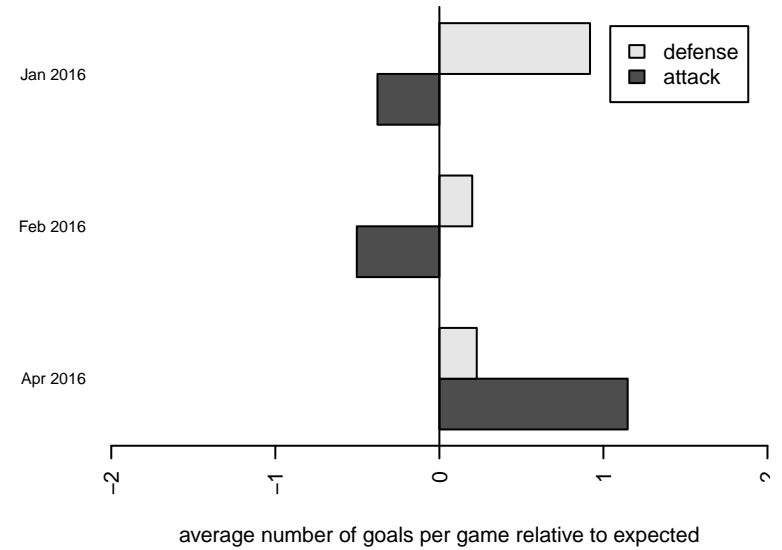
**attack and defense rating
relative to others at age
and all opponents in last 13 months**



Performance relative to 13 month average



Performance relative to 13 month average



date	home		away		venue	pred.home	pred.away
2016-04-30	PCU Red B00	1	LASC Leones Negros B00	0	2015 OYS State Cup B00	2.06	0.77
2016-04-24	FC Portland Navy B00	2	LASC Leones Negros B00	6	2015 OYS State Cup B00	1.92	1.18
2016-04-16	LASC Leones Negros B00	1	Westside Timbers Copa B00	2	2015 OYS State Cup B00	0.86	2.63
2016-04-10	Crossfire Oregon Green I B00	3	LASC Leones Negros B00	4	2015 OYS State Cup B00	1.47	1.68
2016-04-03	PCU Red B00	1	LASC Leones Negros B00	0	2015 PTT B00 Premier White	2.06	0.77
2016-03-12	LASC Leones Negros B00	0	Eastside Timbers Red B00	3	2015 PTT B00 Premier White	1.59	0.74
2016-03-06	Capital FC Timbers Red B00	4	LASC Leones Negros B00	1	2015 PTT B00 Premier White	1.56	1.99
2016-02-28	LASC Leones Negros B00	1	Santos FC Beavers B00	0	2015 PTT B00 Premier White	1.37	2.13
2016-02-20	LASC Leones Negros B00	4	LASC Atlas B00	3	2015 PTT B00 Premier White	3.03	1.46
2016-02-14	Eastside Timbers Red B00	0	LASC Leones Negros B00	2	2015 PTT B00 Premier White	0.74	1.59
2016-02-06	LASC Atlas B00	2	LASC Leones Negros B00	0	2015 PTT B00 Premier White	1.46	3.03
2016-01-30	Santos FC Beavers B00	1	LASC Leones Negros B00	1	2015 PTT B00 Premier White	2.13	1.37
2016-01-24	LASC Leones Negros B00	2	Capital FC Timbers Red B00	1	2015 PTT B00 Premier White	1.99	1.56
2016-01-23	LASC Leones Negros B00	0	PCU Red B00	1	2015 PTT B00 Premier White	0.77	2.06